
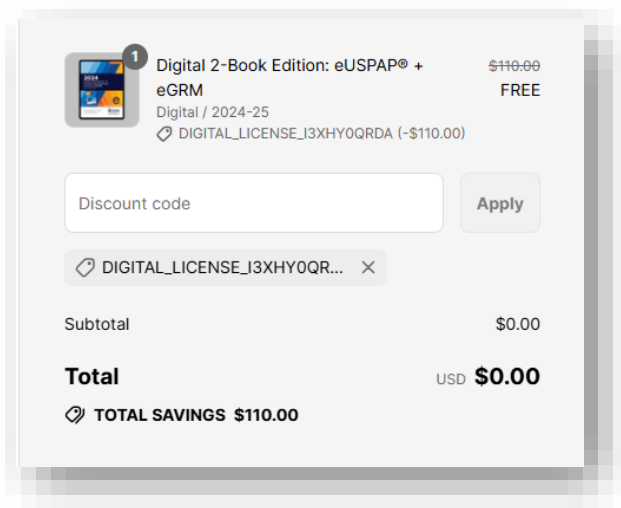


# Guide for Students: How to Redeem Your Digital Product with a License Key from Providers

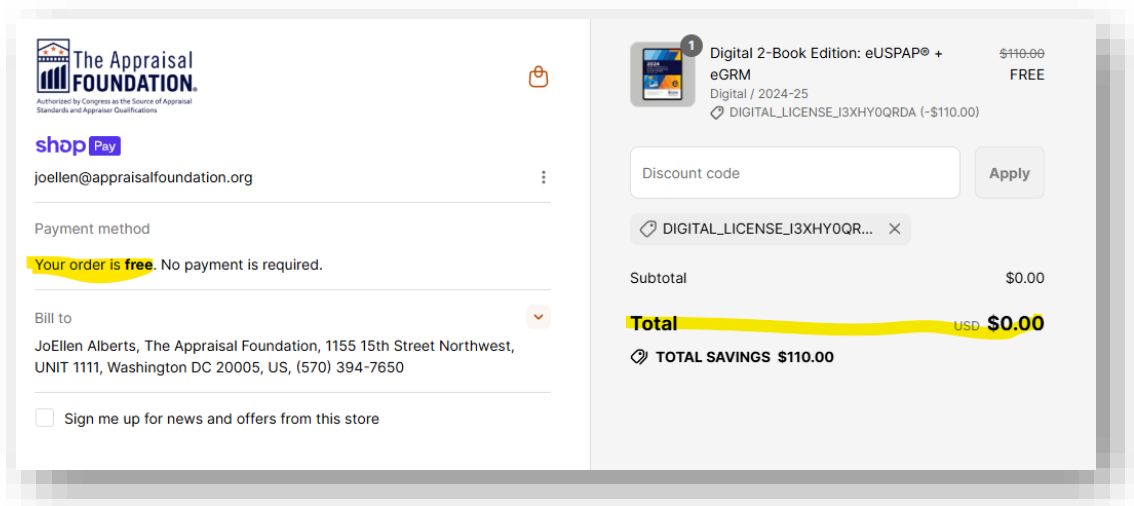
---

1. Receive the email from your education provider with your unique discount code.
2. Through a link in the email **or** on the [webstore](#), navigate to the product(s) on the store page. This should be referenced in the email from the education provider.
3. Add the product to the cart that matches the product(s) indicated in the email from your provider.
  - a. All license discount codes are only to be used on digital products, so be sure you are selecting the digital version of a product rather than print version.
  - b. Make sure to double check that the product matches exactly. For instance, if the product is for the 7-Hour USPAP® Update Course Student Manual for Personal Property, the product added to the cart should be for the 7-Hour USPAP® Update Course Student Manual for Personal Property. The discount code will *not* work for other disciplines, even of the same product.
4. In the cart, enter the unique discount code sent by your provider into the discount code box. It should look like this: DIGITAL\_LICENSE\_I3XHY0QRDA and click **Apply**.

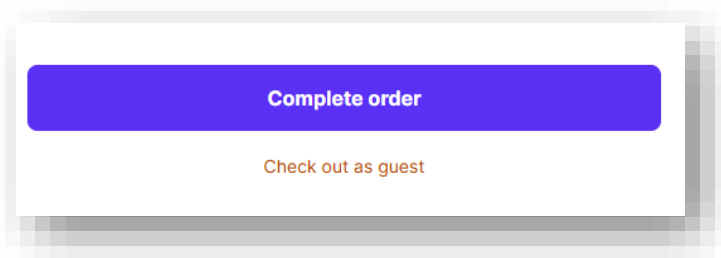




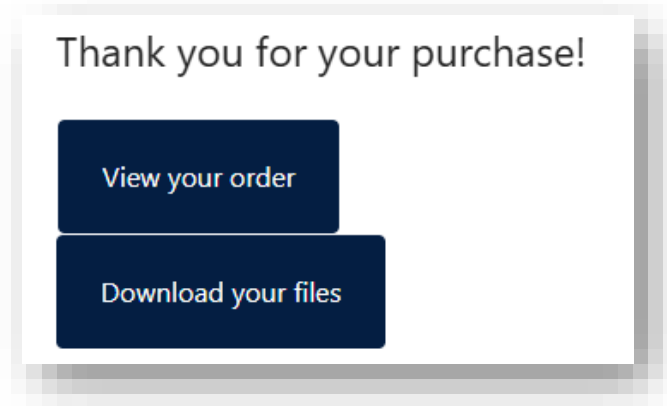
5. Do this with all products in your cart you have discount codes for.
6. You should see this discount reflected in the check-out total. The order should reflect a \$0.00 total if you do not have extra products in your cart.



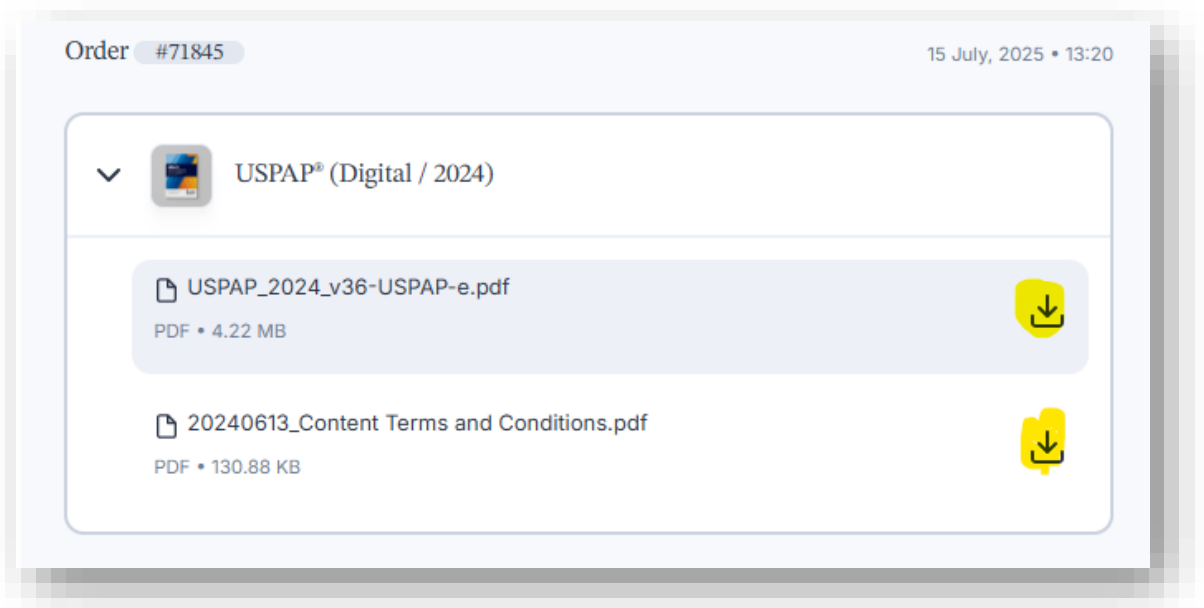
7. Finalize your cart and click **Complete order** to checkout.



- Following checkout, you'll receive an order confirmation email, and the option to view your order/ download your files. click the button to **Download your files**.



- On the page that appears, download the files and save them in a location for future use.



## Accessing Files in the Future

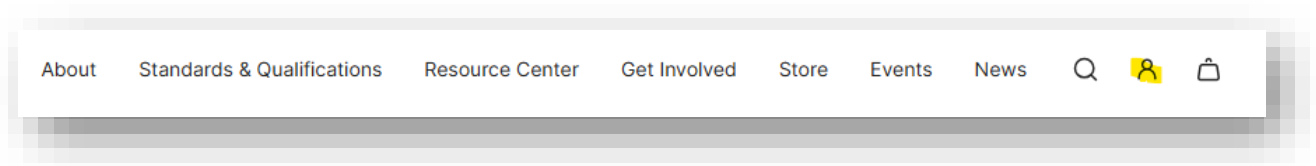
While best practice is to download the products right away, below are 2 ways to access your files in the future.

### *Via Email*

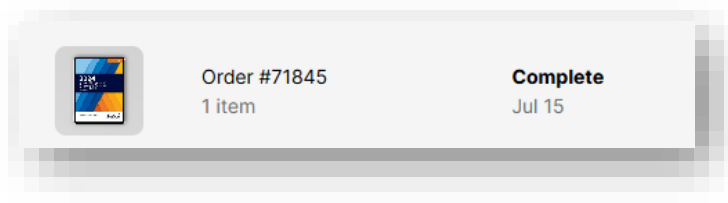
Find your email confirmation titled "**Order # \_\_\_\_ confirmed**" and click the **Download your files** button as above.

### Via Your Account

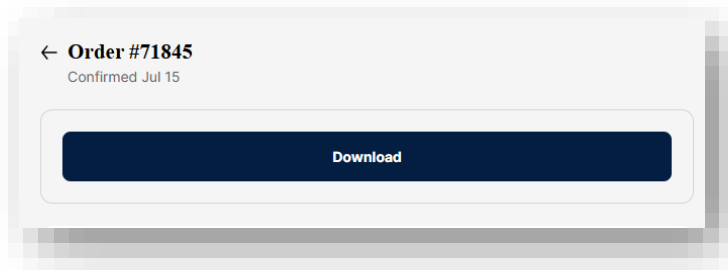
1. Go to [appraisalfoundation.org](https://appraisalfoundation.org).
2. Click the person icon in the top right corner of the page.



3. Find and click on the order containing the digital product.



4. Click the **Download** button.



5. Download the file(s) you would like to your computer and save them.

